


Facial and Ocular Countermeasures for Safety Headform



FOCUS Background

In order to provide a suitable test platform for eye and facial injury mitigation devices, Denton ATD collaborated with the Virginia Tech - Wake Forest Center for Injury Biomechanics and the U.S. Army Aeromedical Research Laboratory to develop a physical headform capable of measuring facial and eye impact loads. The headform will be used to test and evaluate various protective devices and other equipment under impact events.

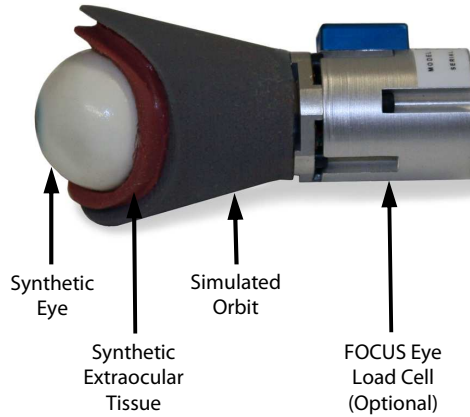
FOCUS Design

The FOCUS headform was designed as a modular system with the ability to select the instrumentation applicable for a variety of test scenarios. The headform features 8 discrete facial bones, 2 synthetic eye modules, and up to 11 available load cells, and is compatible with the standard Hybrid-III neck.

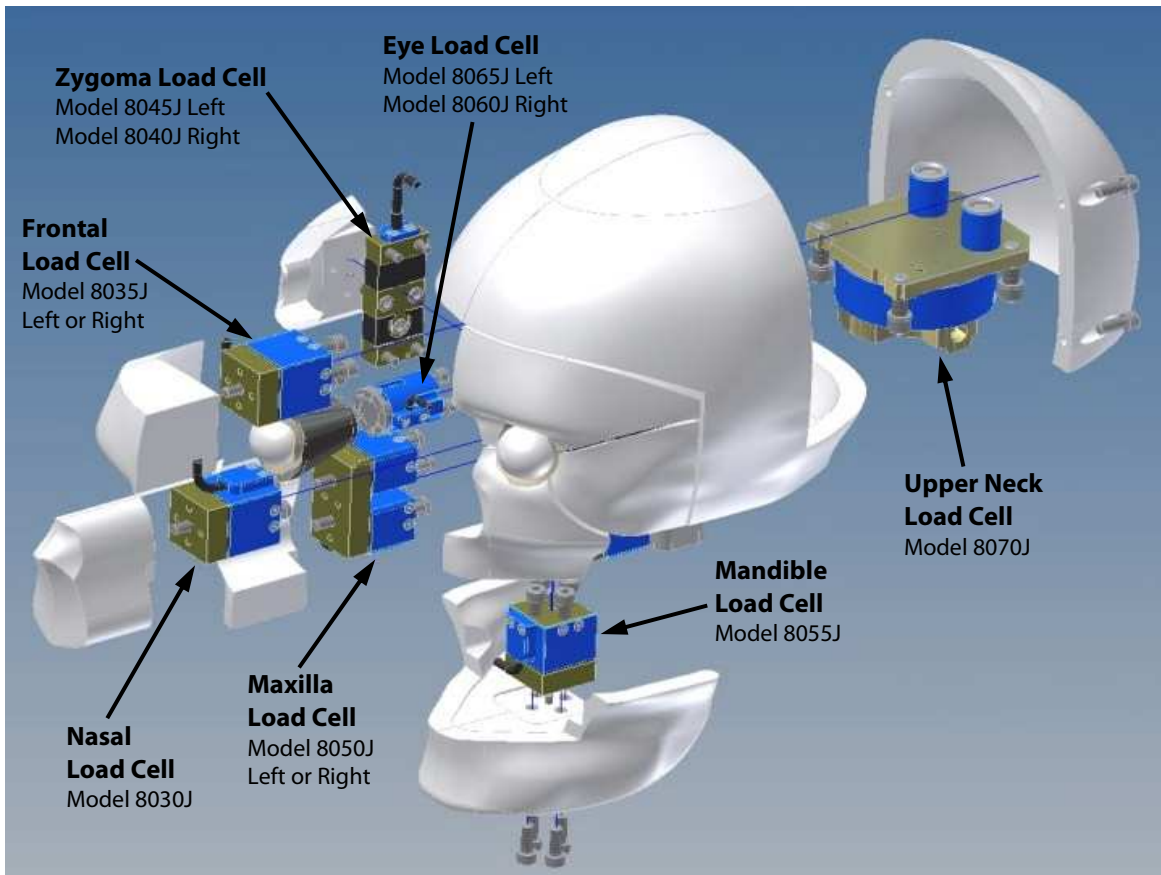
Creating the Standard in Safety Measurement

Synthetic Eye Modules

The FOCUS headform features two modular synthetic eyes for the prediction of eye injury from non-penetrating impacts. PMHS eyes can be mounted for the prediction of eye injury from penetrating impacts.



Available Sensors



Not shown:

Model 575-1011-ASSY tri-axial accelerometer mount assembly (included with headform)

Model 9155 accelerometer / angular rate sensor mount assembly (optional)